












HSCP Performance Summary Report 2024/25 Quarter 1

This summary performance report is an extract from the HSCP Performance Report 2024/25 Quarter 1. It ranks each of the performance indicators and measures that feature in the full report against a red, amber and green (RAG) rating and performance trend in comparison to the previous quarter.

RAG	Performance	Total number of PIs
	Performance on target and improving/maintaining	14
	Performance on target and declining	2
	Performance off target (< 10%) and improving/maintaining	3
	Performance off target (< 10%) and declining	0
	Performance off target (≥ 10%) and improving/maintaining	1
	Performance off target (≥ 10%) and declining	6

Ref	RAG	Indicator	Value*	Target
3.1		Number of unplanned acute emergency admissions	2,559	2,351
3.2		Number of unscheduled hospital bed days	21,461	20,181
3.3		Quarterly number of delayed discharge bed days	2,391	1,210
3.4		Number of accident and emergency attendances (all ages)	6,329	6,740
4.1		Number of homecare hours per 1,000 population 65+	519.7	389.0

Ref	RAG	Indicator	Value*	Target
4.2		Percentage of people aged 65+ with intensive needs receiving care at home	33.6%	32.0%
4.3		Percentage of service users aged 65+ meeting 6 week target	100%	95.0%
4.4		Number of People Aged 65+yrs in permanent Care Home placements	730	640
4.5		Percentage of Adult Protection cases where timescales are met	90.1%	92.0%
4.6		Percentage of adults in receipt of services who have had their personal outcomes fully or partially met	100%	90%
5.1		Percentage of people waiting less than 3 weeks for drug and alcohol treatment	96.5%	90.0%
5.2		Percentage of people waiting less than 18 weeks for psychological therapies	94%	90%
5.3		Percentage of people newly diagnosed with dementia receiving post diagnostic support	2%	90%
5.4		Total number of Alcohol Brief Interventions (ABIs) delivered	105	121
5.5		Smoking quits at 12 weeks post quit in the 40% most deprived areas	5	5
5.6		Percentage of young people seen or otherwise discharged from the CAMHS waiting list who had experienced a wait of less than 18 weeks	92%	90%
6.1		Percentage of Child Care Integrated Assessments for SCRA completed within 20 days	100%	75%
6.2		Percentage of Initial Child Protection Planning Meetings taken place within Child Protection national guidance	75%	90%
6.3		Percentage of first Child Protection review conferences taking place within 6 months of registration	100%	95%
6.4		Percentage of children being looked after in the community	79%	89%
6.5		Percentage of first Looked After and Accommodated Children reviews taking place within 4 weeks of accommodation	100%	100%

Ref	RAG	Indicator	Value*	Target
6.6	✓↑	Percentage of children receiving 27-30 months assessment	94%	85%
7.1	✓↑	Percentage of individuals beginning a work placement within 7 days of receiving a Community Payback Order	100%	80%
7.2	✓↑	Percentage of Criminal Justice Social Work reports submitted to court on time	100%	95%
7.3	✓↑	Percentage of Court Report Requests allocated to a Social Worker within 2 working days of receipt	100%	100%
8.5	⬡↑	NHS Knowledge & Skills Framework	67%	80%
8.6	TBC	Council performance development review	TBC	65.00%

*Current performance for most recently completed quarter or month, please see full report for specific detail.